



2017 INTERNATIONAL FESTIVAL OF SPEED

Sydney Motorsports Park

23 - 26 March

PERIOD 5 500cc / PERIOD 6 500cc

Leg 1



Date: **24/03/17**
 Event: **R07**
 Weather: **Overcast - 24.6C**
 Track: **Dry - 32.3C**

Started at: **15:45:11**
 Laps: **4**
 Starters: **51**
 Printed at: **15:57**

PROVISIONAL CLASSIFICATION

Pos	No	Name	Class	Machine	Laps	Race Time	Behind	Fastest Lap	On Lap
1	38	Stephen CRAIG (NSW)	P6	1990 Kawasaki ZXR 400	4	7:06.991		1:44.426	4
2	60	Ben BURKE (NSW)	P6	1990 Honda CBR 400	4	7:07.708	.717	1:45.027	4
3	9	Tim PODT (VIC)	P6	1989 Honda VFR 400	4	7:12.119	5.128	1:45.686	2
4	4	Anthony CARROLL (QLD) / Tyga Performance.com	P6	1990 Honda VFR 400	4	7:14.761	7.770	1:46.511	2
5	13	Daniel BIRCH (NSW)	P6	1989 Honda VFR 400	4	7:16.598	9.607	1:47.563	2
6	10	Simon THOMAS (NSW) / The Bikesmith	P6	1988 Yamaha TZU 250	4	7:21.040	14.049	1:43.917	2
7	89	Scott SULLIVAN (QLD) / Ocean Designer Homes	P6	1989 Yamaha TZ 250	4	7:25.767	18.776	1:48.721	2
8	5	Scott EMANUELSSON (VIC) / GP Motorsport Art	P6	1989 Kawasaki ZXR 400	4	7:26.650	19.659	1:49.432	3
9	888	Stuart WALTON (NSW)	P6	1988 Yamaha TZ 250	4	7:27.478	20.487	1:48.608	4
10	73a	John HAZELDENE (VIC)	P6	1989 Yamaha TZW 250	4	7:30.055	23.064	1:50.414	2
11	11	Robert YOUNG (NSW) / Ron Young Engineering	P5	1982 Ducati TT2 500	4	7:31.852	24.861	1:50.943	4
12	3	Mitchell MULLIGAN (NSW)	P5	1980 Ducati Pantah 500	4	7:31.937	24.946	1:49.624	4
13	62	Phillip BURKE (NSW)	P6	1990 Honda CBR 400	4	7:33.150	26.159	1:48.122	4
14	8	Vito MANISCALCO (NSW)	P6	1990 Honda CBR 400	4	7:33.964	26.973	1:51.409	3
15	8a	Simon DICKSON (Qld)	P6	1990 Honda CBR RR 250	4	7:35.079	28.088	1:51.351	2
16	69	Lyall KOMURA-CAIRNS (NSW)	P6	1989 Yamaha FZR 399	4	7:41.961	34.970	1:53.070	4
17	75	Glen KELLEHER (NSW)	P5	1979 Yamaha TZ 350	4	7:41.991	35.000	1:52.280	3
18	14	Terry MORRIS (VIC)	P5	1978 Nico Bakker 350	4	7:42.531	35.540	1:52.806	4
19	79a	Grant BOXHALL (TAS)	P5	1980 Yamaha TZ 350	4	7:43.399	36.408	1:53.259	3
20	60b	Bob GARNER (NSW)	P5	1981 Ducati TT2 500	4	7:44.866	37.875	1:54.640	3
21	81	Robert TISDELL (NSW)	P6	1989 Honda VFR 400	4	7:45.004	38.013	1:53.387	3
22	79	Kieran MCGEOWN (QLD)	P6	1990 Honda CBR RR 250	4	7:45.788	38.797	1:53.480	2
23	78	Michael BLAIR (NSW) / Gosford Classic Car Museum / Neil Robinson	P5	1981 Yamaha TZ 350	4	7:47.566	40.575	1:52.649	4
24	541	Malcolm ENGLAND (NSW)	P6	1985 Suzuki RG 500	4	7:50.396	43.405	1:54.134	3
25	47	James KEAN (NSW) / Castle Hill Motorcycles	P6	1989 Honda VFR 400	4	7:51.370	44.379	1:54.200	4
26	84S	Pat GRIFFIN (NSW) / Griffin Engineering & Construction	P6	1986 Yamaha TZS 250	4	7:53.654	46.663	1:54.661	2
27	73	Gary DICKSON (QLD) / TeamTiger.com.au	P6	1990 Honda CBR RR 250	4	7:54.781	47.790	1:55.703	4
28	147	Greg DAL SANTO (NSW)	P5	1980 Maico 440	4	7:57.163	50.172	1:56.481	2
29	35	Mark BODDY (ACT) / Penrite Oil	P6	1989 Yamaha TZR 250	4	8:05.537	58.546	1:58.486	2
30	25	Max THOMPSON (QLD) / Stay UpRight Rider Training	P5	1979 Yamaha 350	4	8:05.770	58.779	1:57.552	4
31	111	Michael MCLEAN (Nsw)	P6	1990 Honda CBR 344	4	8:05.927	58.936	1:58.253	3

Chief Time Keeper - Scott Laing

Clerk of Course - Craig Johnston

Computime Race Timing Systems Pty Ltd © 1996
 Licensed to Computime Race Timing Systems

COMPUTIME RACE TIMING SYSTEMS PTY LTD

9 Timber Lane, Glen Waverley Vic 3150. Ph: (03) 9803-7110
www.computime.com.au scott@computime.com.au





2017 INTERNATIONAL FESTIVAL OF SPEED

Sydney Motorsports Park

23 - 26 March

PERIOD 5 500cc / PERIOD 6 500cc

Leg 1



Date: **24/03/17**
 Event: **R07**
 Weather: **Overcast - 24.6C**
 Track: **Dry - 32.3C**

Started at: **15:45:11**
 Laps: **4**
 Starters: **51**
 Printed at: **15:57**

PROVISIONAL CLASSIFICATION

Pos	No	Name	Class	Machine	Laps	Race Time	Behind	Fastest Lap	On Lap
32	71	Wayne WOODS (NSW)	P6	1990 Honda VFR 400	4	8:06.236	59.245	1:57.407	4
33	90	Marty FAGG (QLD) / Ocean Designer Homes	P6GP	1989 Yamaha TZW 250	4	8:08.389	1:01.398	1:58.745	2
34	15	Ian MILLER (QLD)	P6	1990 Honda VFR 400	4	8:09.604	1:02.613	1:58.982	4
35	78a	Adam DICKSON (QLD) / TeamTiger.com.au	P6	1990 Honda CBR RR 250	4	8:10.505	1:03.514	1:59.192	4
36	12	Mark TORRANCE (QLD) / Mark Torrance Electrical / BCD Group / Compass Fitouts	P6	1990 Honda CBR RR 250	4	8:11.254	1:04.263	1:59.893	4
37	519	John CARPENTER (QLD)	P6	1989 Honda VFR 400	4	8:19.902	1:12.911	2:00.539	2
38	3a	Elwyn BICKLEY (NSW)	P5	1982 Yamaha RDLC 360	4	8:33.720	1:26.729	2:04.028	2
39	19	John EASTWOOD (QLD)	P6	1990 Honda VFR 400	4	8:34.342	1:27.351	2:04.452	4
40	49	Gregory BURT (NSW) / Greg Burt Mechanical Services	P6	1990 Honda CBR 250	4	8:35.105	1:28.114	2:04.778	3
41	333	David TYE (NZ)	P5	1981 Ducati TT2 500	4	8:37.129	1:30.138	2:05.455	4
42	23	James BARCLAY (QLD)	P5	1982 Ducati 500	4	8:37.663	1:30.672	2:05.832	4
43	42	Jason ALLEN (QLD)	P6	1990 Yamaha 250	4	8:42.114	1:35.123	2:05.348	4
44	34	Lindsay RUSSELL (NSW)	P5	1976 Yamaha TXT 499	4	8:42.410	1:35.419	2:06.643	3
45	46	Allan MURRAY (NSW)	P5	1976 Yamaha TZ 350	4	8:52.410	1:45.419	2:05.860	4
46	198	Brett LOCKHART (NSW) / Auto Ignition Co.	P5	1976 Yamaha TT 500	4	8:52.995	1:46.004	2:08.845	2
47	31	Clark RUSSELL (NSW)	P5	1976 Honda CBF 498	4	8:57.884	1:50.893	2:10.911	2
48	181	Glenn TISDELL (NSW)	P5	1979 Yamaha RD 400	4	9:05.515	1:58.524	2:11.593	2
49	95	Brett KELLY (NSW)	P6	1988 Suzuki RGV 250	4	9:06.794	1:59.803	2:10.245	2
50	515	Jason THOMSON (NSW)	P6	1989 Suzuki GXR SP 400	4	9:15.664	2:08.673	2:13.760	4
51	07	Ian MORRISON (QLD) / Oz Laverda Racing	P5	1979 Laverda Montj. 500	4	9:16.155	2:09.164	2:14.593	4

Fastest Lap was 1:43.917 by Simon THOMAS (NSW)

New race lap record for P6_500 class - Previous: 1:45.133 by Damian MACKIE (NZ) on a Suzuki 500 set on 21/03/15

New race lap record for P5_500 class - Previous: 1:49.875 by Mitchell MULLIGAN (NSW) on a Ducati 500 set on 23/03/14

*** Rider 10 (Simon THOMAS (NSW)) - 10 second penalty imposed by Clerk of Course for jumped start ***

The results are provisional until the end of the time limit for protests and appeals.

Chief Time Keeper - Scott Laing

Clerk of Course - Craig Johnston

Computime Race Timing Systems Pty Ltd © 1996
 Licensed to Computime Race Timing Systems

COMPUTIME RACE TIMING SYSTEMS PTY LTD

9 Timber Lane, Glen Waverley Vic 3150. Ph: (03) 9803-7110
 www.computime.com.au scott@computime.com.au





2017 INTERNATIONAL FESTIVAL OF SPEED

Sydney Motorsports Park

23 - 26 March

PERIOD 5 500cc / PERIOD 6 500cc

Leg 1



Date: **24/03/17**
 Event: **R07**
 Weather: **Overcast - 24.6C**
 Track: **Dry - 32.3C**

Started at: **15:45:11**
 Laps: **4**
 Starters: **51**
 Printed at: **15:57**

PROVISIONAL LAP TIMES

No	Name	Lap 1	Lap 2	Lap 3	Lap 4
07	Ian MORRISON (QLD)	2:31.007	2:15.546	2:15.009	<u>2:14.593</u>
3	Mitchell MULLIGAN (NSW)	2:00.930	1:50.495	1:50.888	<u>1:49.624</u>
3a	Elwyn BICKLEY (NSW)	2:18.216	<u>2:04.028</u>	2:04.161	2:07.315
4	Anthony CARROLL (QLD)	1:53.721	<u>1:46.511</u>	1:47.287	1:47.242
5	Scott EMANUELSSON (VIC)	1:58.212	1:49.533	<u>1:49.432</u>	1:49.473
8	Vito MANISCALCO (NSW)	1:58.925	1:51.592	<u>1:51.409</u>	1:52.038
8a	Simon DICKSON (Qld)	2:00.182	<u>1:51.351</u>	1:51.583	1:51.963
9	Tim PODT (VIC)	1:53.166	<u>1:45.686</u>	1:46.594	1:46.673
10	Simon THOMAS (NSW)	1:57.160	<u>1:43.917</u>	1:45.298	1:44.665
11	Robert YOUNG (NSW)	1:57.490	1:51.450	1:51.969	<u>1:50.943</u>
12	Mark TORRANCE (QLD)	2:07.638	2:01.729	2:01.994	<u>1:59.893</u>
13	Daniel BIRCH (NSW)	1:53.686	<u>1:47.563</u>	1:47.663	1:47.686
14	Terry MORRIS (VIC)	2:02.539	1:53.174	1:54.012	<u>1:52.806</u>
15	Ian MILLER (QLD)	2:11.298	1:59.538	1:59.786	<u>1:58.982</u>
19	John EASTWOOD (QLD)	2:18.457	2:05.631	2:05.802	<u>2:04.452</u>
23	James BARCLAY (QLD)	2:16.879	2:07.996	2:06.956	<u>2:05.832</u>
25	Max THOMPSON (QLD)	2:12.365	1:58.152	1:57.701	<u>1:57.552</u>
31	Clark RUSSELL (NSW)	2:23.269	<u>2:10.911</u>	2:11.871	2:11.833
34	Lindsay RUSSELL (NSW)	2:21.000	2:07.945	<u>2:06.643</u>	2:06.822
35	Mark BODDY (ACT)	2:08.338	<u>1:58.486</u>	1:58.839	1:59.874
38	Stephen CRAIG (NSW)	1:52.212	1:45.283	1:45.070	<u>1:44.426</u>
42	Jason ALLEN (QLD)	2:23.770	2:06.966	2:06.030	<u>2:05.348</u>
46	Allan MURRAY (NSW)	2:26.973	2:11.162	2:08.415	<u>2:05.860</u>
47	James KEAN (NSW)	2:07.097	1:55.148	1:54.925	<u>1:54.200</u>
49	Gregory BURT (NSW)	2:19.726	2:05.220	<u>2:04.778</u>	2:05.381
60	Ben BURKE (NSW)	1:52.200	1:45.419	1:45.062	<u>1:45.027</u>
60b	Bob GARNER (NSW)	2:00.484	1:55.069	<u>1:54.640</u>	1:54.673
62	Phillip BURKE (NSW)	2:05.337	1:50.113	1:49.578	<u>1:48.122</u>
69	Lyall KOMURA-CAIRNS (NSW)	2:01.115	1:54.037	1:53.739	<u>1:53.070</u>
71	Wayne WOODS (NSW)	2:12.440	1:58.306	1:58.083	<u>1:57.407</u>
73	Gary DICKSON (QLD)	2:06.539	1:55.722	1:56.817	<u>1:55.703</u>
73a	John HAZELDENE (VIC)	1:58.422	<u>1:50.414</u>	1:50.778	1:50.441
75	Glen KELLEHER (NSW)	2:01.714	1:53.590	<u>1:52.280</u>	1:54.407

Chief Time Keeper - Scott Laing

Clerk of Course - Craig Johnston

Computime Race Timing Systems Pty Ltd © 1996
 Licensed to Computime Race Timing Systems

COMPUTIME RACE TIMING SYSTEMS PTY LTD

9 Timber Lane, Glen Waverley Vic 3150. Ph: (03) 9803-7110
www.computime.com.au scott@computime.com.au





2017 INTERNATIONAL FESTIVAL OF SPEED

Sydney Motorsports Park

23 - 26 March

PERIOD 5 500cc / PERIOD 6 500cc

Leg 1



Date: **24/03/17**
 Event: **R07**
 Weather: **Overcast - 24.6C**
 Track: **Dry - 32.3C**


Started at: **15:45:11**
 Laps: **4**
 Starters: **51**
 Printed at: **15:57**

PROVISIONAL LAP TIMES

No	Name	Lap 1	Lap 2	Lap 3	Lap 4
78	Michael BLAIR (NSW)	2:08.744	1:53.448	1:52.725	<u>1:52.649</u>
78a	Adam DICKSON (QLD)	2:12.433	1:59.483	1:59.397	<u>1:59.192</u>
79	Kieran MCGEOWN (QLD)	2:05.145	<u>1:53.480</u>	1:53.526	1:53.637
79a	Grant BOXHALL (TAS)	2:02.957	1:53.861	<u>1:53.259</u>	1:53.322
81	Robert TISDELL (NSW)	2:04.205	1:53.895	<u>1:53.387</u>	1:53.517
84S	Pat GRIFFIN (NSW)	2:05.051	<u>1:54.661</u>	1:56.058	1:57.884
89	Scott SULLIVAN (QLD)	1:56.731	<u>1:48.721</u>	1:50.808	1:49.507
90	Marty FAGG (QLD)	2:10.047	<u>1:58.745</u>	1:59.459	2:00.138
95	Brett KELLY (NSW)	2:25.479	<u>2:10.245</u>	2:14.465	2:16.605
111	Michael MCLEAN (Nsw)	2:10.425	1:58.532	<u>1:58.253</u>	1:58.717
147	Greg DAL SANTO (NSW)	2:05.147	<u>1:56.481</u>	1:57.924	1:57.611
181	Glenn TISDELL (NSW)	2:26.245	<u>2:11.593</u>	2:13.428	2:14.249
198	Brett LOCKHART (NSW)	2:24.444	<u>2:08.845</u>	2:09.659	2:10.047
333	David TYE (NZ)	2:18.095	2:07.999	2:05.580	<u>2:05.455</u>
515	Jason THOMSON (NSW)	2:32.108	2:15.585	2:14.211	<u>2:13.760</u>
519	John CARPENTER (QLD)	2:16.201	<u>2:00.539</u>	2:01.282	2:01.880
541	Malcolm ENGLAND (NSW)	2:07.383	1:54.519	<u>1:54.134</u>	1:54.360
888	Stuart WALTON (NSW)	1:58.255	1:51.331	1:49.284	<u>1:48.608</u>

*** Rider 10 (Simon THOMAS (NSW)) - 10 second penalty imposed by Clerk of Course for jumped start ***

The results are provisional until the end of the time limit for protests and appeals.


 Chief Time Keeper - Scott Laing

.....
 Clerk of Course - Craig Johnston



Computime Race Timing Systems Pty Ltd © 1996
 Licensed to Computime Race Timing Systems

COMPUTIME RACE TIMING SYSTEMS PTY LTD

9 Timber Lane, Glen Waverley Vic 3150. Ph: (03) 9803-7110
www.computime.com.au scott@computime.com.au





2017 INTERNATIONAL FESTIVAL OF SPEED

Sydney Motorsports Park

23 - 26 March

PERIOD 5 500cc / PERIOD 6 500cc

Leg 1



Date: **24/03/17**
Event: **R07**
Weather: **Overcast - 24.6C**
Track: **Dry - 32.3C**


Started at: **15:45:11**
Laps: **4**
Starters: **51**
Printed at: **15:57**

PROVISIONAL FASTEST LAPS SEQUENCE

Lap	Race Pos	No	Name	Machine	Fastest Lap	On Lap
1	1	60	Ben BURKE (NSW)	1990 Honda CBR 400	1:52.200	1
2	1	38	Stephen CRAIG (NSW)	1990 Kawasaki ZXR 400	1:45.283	2
2	5	10	Simon THOMAS (NSW)	1988 Yamaha TZU 250	1:43.917	2

*** Rider 10 (Simon THOMAS (NSW)) - 10 second penalty imposed by Clerk of Course for jumped start ***

The results are provisional until the end of the time limit for protests and appeals.


Chief Time Keeper - Scott Laing

.....
Clerk of Course - Craig Johnston

Computime Race Timing Systems Pty Ltd © 1996
Licensed to Computime Race Timing Systems

COMPUTIME RACE TIMING SYSTEMS PTY LTD

9 Timber Lane, Glen Waverley Vic 3150. Ph: (03) 9803-7110
www.computime.com.au scott@computime.com.au





2017 INTERNATIONAL FESTIVAL OF SPEED

Sydney Motorsports Park

23 - 26 March

PERIOD 5 500cc / PERIOD 6 500cc



Date: **24/03/17**

Event: **R07**

Weather: **Overcast - 24.6C**

Track: **Dry - 32.3C**

Leg 1

Started at: **15:45:11**

Laps: **4**

Starters: **51**

Printed at: **15:57**

PROVISIONAL LAP SHEET

No	Lap Time	Gap	No	Lap Time	Gap	No	Lap Time	Gap	No	Lap Time	Gap	No	Lap Time	Gap
Lap 1			34	2:21.000	28.800	71	1:58.306	33.251	541	1:54.134	33.471	69	1:53.070	34.970
60	1:52.200		31	2:23.269	31.069	15	1:59.538	33.341	47	1:54.925	34.605	75	1:54.407	35.000
38	1:52.212	.012	42	2:23.770	31.570	78a	1:59.483	34.421	73	1:56.817	36.513	14	1:52.806	35.540
9	1:53.166	.966	198	2:24.444	32.244	519	2:00.539	39.245	147	1:57.924	36.987	79a	1:53.322	36.408
13	1:53.686	1.486	95	2:25.479	33.279	3a	2:04.028	44.749	35	1:58.839	43.098	60b	1:54.673	37.875
4	1:53.721	1.521	181	2:26.245	34.045	19	2:05.631	46.593	111	1:58.253	44.645	81	1:53.517	38.013
89	1:56.731	4.531	46	2:26.973	34.773	23	2:07.996	47.380	25	1:57.701	45.653	79	1:53.637	38.797
10	1:57.160	4.960	07	2:31.007	38.807	49	2:05.220	47.451	90	1:59.459	45.686	78	1:52.649	40.575
11	1:57.490	5.290	515	2:32.108	39.908	333	2:07.999	48.599	71	1:58.083	46.264	541	1:54.360	43.405
5	1:58.212	6.012	Lap 2			34	2:07.945	51.450	15	1:59.786	48.057	47	1:54.200	44.379
888	1:58.255	6.055	38	1:45.283		42	2:06.966	53.241	78a	1:59.397	48.748	84S	1:57.884	46.663
73a	1:58.422	6.222	60	1:45.419	.124	198	2:08.845	55.794	12	2:01.994	48.796	73	1:55.703	47.790
8	1:58.925	6.725	9	1:45.686	1.357	31	2:10.911	56.685	519	2:01.282	55.457	147	1:57.611	50.172
8a	2:00.182	7.982	4	1:46.511	2.737	95	2:10.245	58.229	3a	2:04.161	1:03.840	35	1:59.874	58.546
60b	2:00.484	8.284	10	1:43.917	3.582	181	2:11.593	1:00.343	49	2:04.778	1:07.159	25	1:57.552	58.779
3	2:00.930	8.730	13	1:47.563	3.754	46	2:11.162	1:00.640	19	2:05.802	1:07.325	111	1:58.717	58.936
69	2:01.115	8.915	89	1:48.721	7.957	07	2:15.546	1:09.058	333	2:05.580	1:09.109	71	1:57.407	59.245
75	2:01.714	9.514	5	1:49.533	10.250	515	2:15.585	1:10.198	23	2:06.956	1:09.266	90	2:00.138	1:01.398
14	2:02.539	10.339	73a	1:50.414	11.341	Lap 3			34	2:06.643	1:13.023	15	1:58.982	1:02.613
79a	2:02.957	10.757	11	1:51.450	11.445	38	1:45.070		42	2:06.030	1:14.201	78a	1:59.192	1:03.514
81	2:04.205	12.005	888	1:51.331	12.091	60	1:45.062	.116	198	2:09.659	1:20.383	12	1:59.893	1:04.263
84S	2:05.051	12.851	8	1:51.592	13.022	9	1:46.594	2.881	31	2:11.871	1:23.486	519	2:01.880	1:12.911
79	2:05.145	12.945	3	1:50.495	13.930	10	1:45.298	3.810	46	2:08.415	1:23.985	3a	2:07.315	1:26.729
147	2:05.147	12.947	8a	1:51.351	14.038	4	1:47.287	4.954	95	2:14.465	1:27.624	19	2:04.452	1:27.351
62	2:05.337	13.137	69	1:54.037	17.657	13	1:47.663	6.347	181	2:13.428	1:28.701	49	2:05.381	1:28.114
73	2:06.539	14.339	75	1:53.590	17.809	89	1:50.808	13.695	07	2:15.009	1:38.997	333	2:05.455	1:30.138
47	2:07.097	14.897	62	1:50.113	17.955	5	1:49.432	14.612	515	2:14.211	1:39.339	23	2:05.832	1:30.672
541	2:07.383	15.183	60b	1:55.069	18.058	888	1:49.284	16.305	Lap 4			42	2:05.348	1:35.123
12	2:07.638	15.438	14	1:53.174	18.218	73a	1:50.778	17.049	38	1:44.426		34	2:06.822	1:35.419
35	2:08.338	16.138	79a	1:53.861	19.323	11	1:51.969	18.344	60	1:45.027	.717	46	2:05.860	1:45.419
78	2:08.744	16.544	81	1:53.895	20.605	8	1:51.409	19.361	10	1:44.665	4.049	198	2:10.047	1:46.004
90	2:10.047	17.847	79	1:53.480	21.130	3	1:50.888	19.748	9	1:46.673	5.128	31	2:11.833	1:50.893
111	2:10.425	18.225	84S	1:54.661	22.217	8a	1:51.583	20.551	4	1:47.242	7.770	181	2:14.249	1:58.524
15	2:11.298	19.098	147	1:56.481	24.133	62	1:49.578	22.463	13	1:47.686	9.607	95	2:16.605	1:59.803
25	2:12.365	20.165	541	1:54.519	24.407	75	1:52.280	25.019	89	1:49.507	18.776	515	2:13.760	2:08.673
78a	2:12.433	20.233	78	1:53.448	24.697	69	1:53.739	26.326	5	1:49.473	19.659	07	2:14.593	2:09.164
71	2:12.440	20.240	47	1:55.148	24.750	14	1:54.012	27.160	888	1:48.608	20.487			
519	2:16.201	24.001	73	1:55.722	24.766	79a	1:53.259	27.512	73a	1:50.441	23.064			
23	2:16.879	24.679	35	1:58.486	29.329	60b	1:54.640	27.628	11	1:50.943	24.861			
333	2:18.095	25.895	90	1:58.745	31.297	81	1:53.387	28.922	3	1:49.624	24.946			
3a	2:18.216	26.016	111	1:58.532	31.462	79	1:53.526	29.586	62	1:48.122	26.159			
19	2:18.457	26.257	12	2:01.729	31.872	78	1:52.725	32.352	8	1:52.038	26.973			
49	2:19.726	27.526	25	1:58.152	33.022	84S	1:56.058	33.205	8a	1:51.963	28.088			

*** Rider 10 (Simon THOMAS (NSW)) - 10 second penalty imposed by Clerk of Course for jumped start ***

The results are provisional until the end of the time limit for protests and appeals.

Chief Time Keeper - Scott Laing

Clerk of Course - Craig Johnston

Computime Race Timing Systems Pty Ltd © 1996
Licensed to Computime Race Timing Systems

COMPUTIME RACE TIMING SYSTEMS PTY LTD

9 Timber Lane, Glen Waverley Vic 3150. Ph: (03) 9803-7110

www.computime.com.au scott@computime.com.au





2017 INTERNATIONAL FESTIVAL OF SPEED

Sydney Motorsports Park

23 - 26 March

PERIOD 5 500cc / PERIOD 6 500cc

Leg 1



Date: 24/03/17
Event: R07
Weather: Overcast - 24.6C
Track: Dry - 32.3C

Started at: 15:45:11
Laps: 4
Starters: 51
Printed at: 15:57

PROVISIONAL LAP CHART

Grid	1	2	3	4
60	60	38	38	38
38	38	60	60	60
9	9	9	9	10
4	13	4	10	9
13	4	10	4	4
5	89	13	13	13
8	10	89	89	89
10	11	5	5	5
73a	5	73a	888	888
888	888	11	73a	73a
89	73a	888	11	11
8a	8	8	8	3
3	8a	3	3	62
11	60b	8a	8a	8
81	3	69	62	8a
60b	69	75	75	69
69	75	62	69	75
75	14	60b	14	14
79a	79a	14	79a	79a
73	81	79a	60b	60b
79	84S	81	81	81
14	79	79	79	79
47	147	84S	78	78
35	62	147	84S	541
111	73	541	541	47
147	47	78	47	84S
12	541	47	73	73
84S	12	73	147	147
15	35	35	35	35
90	78	90	111	25
71	90	111	25	111
519	111	12	90	71
78a	15	25	71	90
3a	25	71	15	15
19	78a	15	78a	78a

Chief Time Keeper - Scott Laing

Clerk of Course - Craig Johnston

Computime Race Timing Systems Pty Ltd © 1996
Licensed to Computime Race Timing Systems

COMPUTIME RACE TIMING SYSTEMS PTY LTD

9 Timber Lane, Glen Waverley Vic 3150. Ph: (03) 9803-7110
www.computime.com.au scott@computime.com.au





2017 INTERNATIONAL FESTIVAL OF SPEED

Sydney Motorsports Park

23 - 26 March

PERIOD 5 500cc / PERIOD 6 500cc

Leg 1



Date: **24/03/17**
Event: **R07**
Weather: **Overcast - 24.6C**
Track: **Dry - 32.3C**


Started at: **15:45:11**
Laps: **4**
Starters: **51**
Printed at: **15:57**

PROVISIONAL LAP CHART

Grid	1	2	3	4
333	71	78a	12	12
34	519	519	519	519
23	23	3a	3a	3a
49	333	19	49	19
42	3a	23	19	49
198	19	49	333	333
07	49	333	23	23
95	34	34	34	42
181	31	42	42	34
515	42	198	198	46
46	198	31	31	198
78	95	95	46	31
31	181	181	95	181
39a	46	46	181	95
38a	07	07	07	515
	515	515	515	07

*** Rider 10 (Simon THOMAS (NSW)) - 10 second penalty imposed by Clerk of Course for jumped start ***

The results are provisional until the end of the time limit for protests and appeals.


Chief Time Keeper - Scott Laing

.....
Clerk of Course - Craig Johnston

Computime Race Timing Systems Pty Ltd © 1996
Licensed to Computime Race Timing Systems

COMPUTIME RACE TIMING SYSTEMS PTY LTD

9 Timber Lane, Glen Waverley Vic 3150. Ph: (03) 9803-7110
www.computime.com.au scott@computime.com.au





2017 INTERNATIONAL FESTIVAL OF SPEED

Sydney Motorsports Park

23 - 26 March

PERIOD 5 500cc / PERIOD 6 500cc

LEG 2 (Event 18)



Date: **24/03/17**
Event: **R07**
Weather: **Overcast - 24.6C**
Track: **Dry - 32.3C**

Started at: **15:45:11**
Laps: **4**
Starters: **51**
Printed at: **15:57**

PROVISIONAL GRID SHEET



			3	2	1						
9	T. PODT 7:12.119		60	B. BURKE 7:07.708		38	S. CRAIG 7:06.991		1		
			6	5	4						
10	S. THOMAS 7:21.040		13	D. BIRCH 7:16.598		4	A. CARROLL 7:14.761		2		
			9	8	7						
888	S. WALTON 7:27.478		5	S. EMANUELSSON 7:26.650		89	S. SULLIVAN 7:25.767		3		
			12	11	10						
3	M. MULLIGAN 7:31.937		11	R. YOUNG 7:31.852		73a	J. HAZELDENE 7:30.055		4		
			15	14	13						
8a	S. DICKSON 7:35.079		8	V. MANISCALCO 7:33.964		62	P. BURKE 7:33.150		5		
			18	17	16						
14	T. MORRIS 7:42.531		75	G. KELLEHER 7:41.991		69	L. KOMURA-CAI 7:41.961		6		
			21	20	19						
81	R. TISDELL 7:45.004		60b	B. GARNER 7:44.866		79a	G. BOXHALL 7:43.399		7		
			24	23	22						
541	M. ENGLAND 7:50.396		78	M. BLAIR 7:47.566		79	K. MCGEOWN 7:45.788		8		
			27	26	25						
73	G. DICKSON 7:54.781		84S	P. GRIFFIN 7:53.654		47	J. KEAN 7:51.370		9		
			30	29	28						
25	M. THOMPSON 8:05.770		35	M. BODDY 8:05.537		147	G. DAL SANTO 7:57.163		10		

Chief Time Keeper - Scott Laing

Clerk of Course - Craig Johnston

Computime Race Timing Systems Pty Ltd © 1996
Licensed to Computime Race Timing Systems

COMPUTIME RACE TIMING SYSTEMS PTY LTD

9 Timber Lane, Glen Waverley Vic 3150. Ph: (03) 9803-7110
www.computime.com.au scott@computime.com.au





2017 INTERNATIONAL FESTIVAL OF SPEED

Sydney Motorsports Park

23 - 26 March

PERIOD 5 500cc / PERIOD 6 500cc

LEG 2 (Event 18)



Date: **24/03/17**
 Event: **R07**
 Weather: **Overcast - 24.6C**
 Track: **Dry - 32.3C**


Started at: **15:45:11**
 Laps: **4**
 Starters: **51**
 Printed at: **15:57**

PROVISIONAL GRID SHEET

	33 90 M. FAGG 8:08.389		32 71 W. WOODS 8:06.236		31 111 M. MCLEAN 8:05.927	11
36 12 M. TORRANCE 8:11.254		35 78a A. DICKSON 8:10.505		34 15 I. MILLER 8:09.604		12
	39 19 J. EASTWOOD 8:34.342		38 3a E. BICKLEY 8:33.720		37 519 J. CARPENTE 8:19.902	13
42 23 J. BARCLAY 8:37.663		41 333 D. TYE 8:37.129		40 49 G. BURT 8:35.105		14
	45 46 A. MURRAY 8:52.410		44 34 L. RUSSELL 8:42.410		43 42 J. ALLEN 8:42.114	15
48 181 G. TISDELL 9:05.515		47 31 C. RUSSELL 8:57.884		46 198 B. LOCKHART 8:52.995		16
	51 07 I. MORRISON 9:16.155		50 515 J. THOMSON 9:15.664		49 95 B. KELLY 9:06.794	17

*** Rider 10 (Simon THOMAS (NSW)) - 10 second penalty imposed by Clerk of Course for jumped start ***

The results are provisional until the end of the time limit for protests and appeals.


 Chief Time Keeper - Scott Laing

.....
 Clerk of Course - Craig Johnston

Computime Race Timing Systems Pty Ltd © 1996
 Licensed to Computime Race Timing Systems

COMPUTIME RACE TIMING SYSTEMS PTY LTD

9 Timber Lane, Glen Waverley Vic 3150. Ph: (03) 9803-7110
www.computime.com.au scott@computime.com.au

